

# SYMBOLIC SHIELDS



Discover the Coat of Arms of the Royal Borough of Windsor and Maidenhead and design one of your own fit for a King or Queen.



## What is a Coat of Arms?

A Coat of Arms is the colourful decoration that knights had on their shields. They were painted on shields so that knights could tell each other apart during a battle.

## Why was this Coat of Arms designed?

It was designed to unite Windsor & Maidenhead and includes symbols to represent each town. Can you spot the river Thames and Maidenhead bridge? Windsor Castle and the face of a lion?

## Design your own Coat of Arms - Instructions

1. Choose your shield shape from the pages provided.
2. Cut it out with safety scissors and glue it to some card.
3. Select animals or objects from the pages provided that most represent you or the person you are making the Coat of Arms for.
4. Add some colour, cut them out and glue them onto your shield (or draw your own).
5. Choose your banner style, cut it out and glue it on your shield.
6. Write your name on the banner (or even think of a family or personal motto).
7. Decorate your Coat of Arms however you wish with resources you have at home.
8. Ask a responsible adult to share a photo of your creation with us on [Twitter](#) or [Facebook](#) using #SymbolicShields

Remember...


Simple designs are easier to see from a distance.

Visit [www.windsormuseum.org.uk](http://www.windsormuseum.org.uk) for more resources.

# MY SYMBOLIC SHIELD



*What symbols would you use to design your own family Coat of Arms?  
Use the animal and object pages to help you choose.*




Visit [www.windsormuseum.org.uk](http://www.windsormuseum.org.uk) for more resources.

# MY SYMBOLIC SHIELD



*What symbols would you use to design your own family Coat of Arms?  
Use the animal and object pages to help you choose.*




Visit [www.windsormuseum.org.uk](http://www.windsormuseum.org.uk) for more resources.

# MY SYMBOLIC SHIELD




*What symbols would you use to design your own family Coat of Arms?  
Use the animal and object pages to help you choose.*



# MY SYMBOLIC SHIELD




*What symbols would you use to design your own family Coat of Arms?  
Use the animal and object pages to help you choose.*



Visit [www.windsormuseum.org.uk](http://www.windsormuseum.org.uk) for more resources.

# ANIMALS & MEANINGS

Choose which animal you would like to include on your Coat of Arms.  
Give it some colour then cut it out and glue it onto your design.




**Bull**  
Determined




**Dolphin**  
Affectionate



**Butterfly**  
Beautiful



**Dog**  
Loyal



**Cat**  
Lucky




**Deer**  
Skillful



**Owl**  
Wise



**Lion**  
Courageous




**Horse**  
Dutiful

# OBJECTS & MEANINGS


Choose which objects you would like to include on your Coat of Arms.  
Give it some colour then cut it out and glue it onto your design.



**Sun**  
Warmth



**Flower**  
Growth




**Rainbow**  
Hope



**Heart**  
Kind



**Crown**  
Wealth



**Boat**  
Free Spirit



**Anchor**  
Firm



**Star**  
Pure



**Moon**  
Power

# BANNERS

Choose which banner you would like to include on your Coat of Arms.  
Write your name or motto on it, cut it out and glue it onto your shield.

